

Special Supplement

Colorado Council of Medical Librarians 1992 Interlibrary Loan Survey

Prepared by Rosalind Dudden and Carmen Urich, with the advice of the Library Cooperation Committee: Becky Berg, Jerry Carlson, and Evaline Yang.

Background

This 1992 survey is the fourth in a series of interlibrary loan surveys done by CCML committees. It is the first to combine Docline and OCLC data. The OCLC data was compiled with the help of Paul Capuzzelo of OCLC staff with help and communication from Carmen Urich. Roz Dudden gathered the Docline data with data entry done by Gene Stortz. The cost of the OCLC service was \$260 and data entry cost \$75. Roz Dudden then combined the results of the two separate sets of numbers into the charts and tables within this report. Commentary is given with the help of the Library Cooperation Committee. The chronology of the surveys is as follows:

1977 - The first survey was done with the help of Sue O'Neill, a graduate student at University of Denver. The survey methods she developed were repeated in the next surveys. Methods of lending involved phone, mail, and Denver Medical Society drop box.

1985 - The second survey was based on the first, utilizing 1981-1985 data. Octanet, Courier Service and Mile High Mail lending mechanisms were reflected in this data. It also included a 30 question survey dealing with interlibrary loan concerns of members.

1991 - The third survey was done with 1990 data, reflecting the first full year of Docline. This was reported in July 1991 Council Quotes. It was estimated that Docline, in 1990, reflected 85-90% of all ill activity. It did not count mail, phone, OCLC, or fax. The OCLC GAC had been in use for about 2 years at the time. The survey concerned itself with how the libraries were using DOCLINE and offering suggestions for improvement of its use. It allowed for the development of a second suggested DOCLINE CCML map. CCML voted to adopt the 1991 Colorado ILL Code and Guidelines.

1992 - A mini survey (reported in May 1992 Council Quotes) indicated that most libraries felt non-Docline requests were increasing. The usage was felt to be under 20% of all activity and dealt mostly with non-medical requests.

1993 - CCML's fourth survey reviews 1992 Docline and OCLC lending and borrowing statistics. With the addition of OCLC data this should reflect close to 95% of the requests.

The eight tables presented have commentary following them.

As you read these reports, refer back to the 1990 findings. Look for changes on your library data from 1990 to 1992. Also, compare your library to the averages in the charts. Decide if you need to make changes in your internal ILL system. If you need a copy of the 1990 data, e-mail to Roz Dudden at rfd10@csn.org. It is an 8 page report.



Analysis of the Tables

Note: St Luke's appears on some charts but not others due to the items borrowed from St. Lukes in the first 3 months of 1992. UCHSC is sometimes included and sometimes not as appropriate to the purpose of the table.

Tables 1 & 2 combine the total Docline and OCLC activity of CCML libraries. **Table 1** lists the libraries in order of total borrowing activity (column C). **Table 2** lists the libraries in order of total lending activity (column F). OCLC comprises over 13% of items borrowed and 8% of items lent. The data for these tables were taken from the summary data found in Tables 3 and 4.

Table 3 shows total library activity for OCLC. The data was developed from summary data provided by OCLC. The OCLC report contained the percentages shown in columns B, F, H, and L. These percentages are repeated here. This report will be useful as comparative information on future OCLC reports.

Special Supplement
Colorado Council of Medical Librarians 1992 Interlibrary Loan Survey

Table 4 reflects CCML's Docline (not including OCLC) activity within Colorado. There were increases in activity as reflected in **Chart 1**.

Chart 1

	Total Borrowed	Total Lent
1990	47307	44292
1992	53719	52165
Increase	6412	7873
	13.5%	17.7%

The number of libraries surveyed changed with a net gain of 5 libraries, 41 as compared with 36 in 1990. The 6 new libraries are Air Force Academy Hospital, Jefferson County Mental Health Center, Ft. Logan Mental Health Center, Cobe Laboratories, OCHAMPUS Library, and Valley View Hospital. St. Luke's Library was merged with Denver Medical Society. The effect of the effect of this change on the overall activity are reflected in **Chart 2**. This increase was not the major reason for the overall increase in activity.

Chart 2

	Borrows	Lent
St Lukes in 1990	-1118	-1121
6 New Libraries	+1844	+1794
Increase due to change in # of libraries	726	673

Libraries averaged 6% in items borrowed but not filled, same as 1990. 16% of items received by lending libraries were not filled. Commentary on the reasons for high or low percentages are found below under recommendations.

"Thruput" days are not shown here. The group all showed 0, 1, or 2 thrupt days for items they lent. Thruput for items borrowed averaged 2 with mostly 2 or 3 with some 4s for out of Denver libraries. This figure reflects the thrupt time it takes the lending library to mark the item filled.

Table 5 includes the CCML only DOCLINE only statistics and calculates the net borrowing figure using the formulas shown. 23 libraries qualify as net lenders (St. Luke's is included here) and 18 as net borrowers. UCHSC is shown at the bottom of the page. If they were included in the total, their large lending activity would skew the percentages. Also the idea in this table is to show the activity between what NLM used to call basic health sciences libraries. These figure show that, as a group, CCML has fulfilled its obligation to borrow from other basic health sciences libraries first before using the national resource library network. By excluding non-CCML loans

and borrows, this table show that within the group we have more net lenders than borrowers.

Table 6 analyses the net lending of CCML libraries in relation to total DOCLINE and OCLC statistics (shown also in Tables 1 and 2). This chart reduces the number of net lenders in the group. On **Tables 6 and 7**, asterisks have been placed to show there is little relationship between net lending and high activity. Both of these factors are reasons to place these libraries in a higher cell on your DOCLINE map.

Table 7 analyses the amount of activity of each library. Eight libraries did more than 50% of the total activity of the group. UCHSC is not included in this table.

Table 8 summarizes the DOCLINE/OCLC borrowing (not lending) behavior throughout the networks. This table shows how as a group we do borrow from like-libraries, i.e. basic health sciences libraries or our medical resource library, UCHSC. 30.5% of the activity is done with out-of-state or non-medical libraries as shown in **Chart 3**.

Chart 3

Total Borrows	62059	
State/Medical	43,099	69.5%
Out of State or non-medical	18,960	30.5%

Committee Recommendations

Column D

Column D shows the percentage of unfilled requests. This figure enables libraries to compare their not-filled rate with other libraries. A library may know that their high unfilled rate is due to only sending no-cost requests. However, if most of the unfilled are due to unverified requests, they should change their procedures.

Reasons for a high percentage of unfilled requests of borrowers:

1. Citations not verified (INC).
2. Requests rejected on basis of cost (CST).
3. "Blind" requests (prefixed journal requests or monograph/AV requests).

Recommendations:

- Educate your users about the use of the MEDLINE UI.
- Verify citations.

Special Supplement
Colorado Council of Medical Librarians 1992 Interlibrary Loan Survey

Column H

Column H shows the percentage of the items requested of a library but rejected by the lending library. If you have a high rejection rate, looking over your journal list carefully before the next SERHOLD update is recommended.

Reasons for a high percentage of unfilled requests, unfilled by the lender:

1. SERHOLD inaccuracies.
2. Lenders that charge must reject MAXCOST=0 requests.

Recommendations:

- Update holdings annually (required biennially).
- Remove titles with only scattered holdings or fix them.

Column J

Column J shows the percentage of requests removed or not filled due to non-receipt.

Reason:

1. DOCLINE not accessed daily or if accessed, items are not received..

Recommendations:

- If at all possible, access DOCLINE every day and receipt requests.

Column L

Column L shows the percentage of requests removed or not filled due to non-action within 4 days. A high percentage here could have to do with training and/or staff turnover

Reason:

1. Requests are received but not acted on within 4 days.

Recommendations:

- If you receipt a request, you must update it (fill or reject).

Chart #1
CCML Interlibrary Loan Report
Total Activity of the Group Reporting

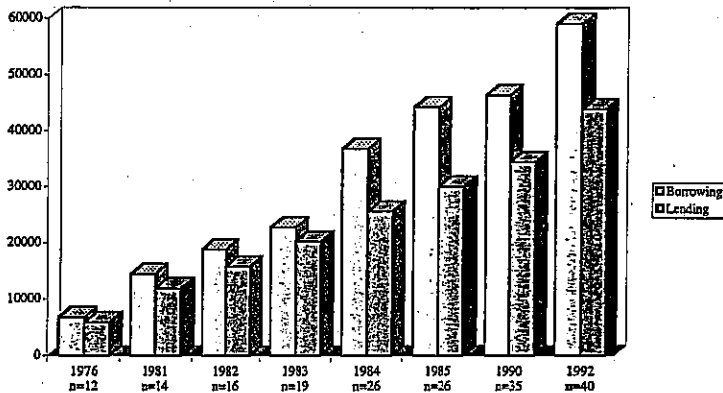


Chart #2
CCML Interlibrary Loan Report
Top 10 Libraries


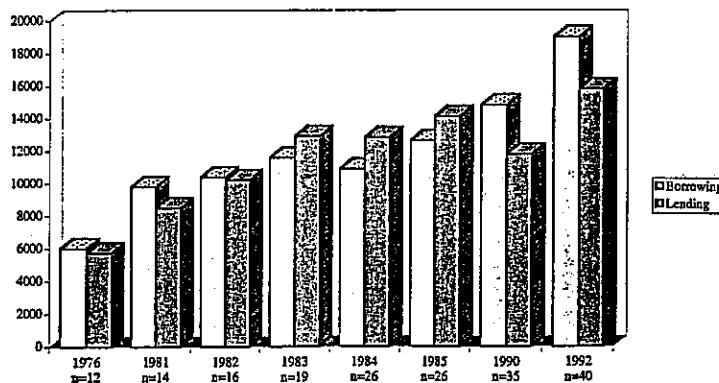


Chart #3
CCML Interlibrary Loan Report
The Same 10 Libraries
N=10 Libraries



The 10 Libraries that have reported since 1976

- St. Anthony Hospital
- Mercy Medical Center
- AMC Cancer Research Center
- Denver Medical Library
- St. Joseph Hospital
- VA Medical Center Denver
- AORN Library
- Memorial Hospital
- Colorado State Hospital
- St. Mary's Hospital, Grand Junction

Special Supplement
Colorado Council of Medical Librarians 1992 Interlibrary Loan Survey

TABLE 1

1992 INTERLIBRARY LOAN TOTALS
DOCLINE AND OCLC COMBINED
SORTED ON THE NUMBER OF ITEMS BORROWED (C)

				A	B	C	D	E	F
				BORROWED	BORROWED	BORROWED	LENT	LENT	LENT
				DOCLINE	OCLC	OCLC	DOCLINE	OCLC	OCLC
				AND				AND	
				DOCLINE		DOCLINE		DOCLINE	
		OCLC	DOCLINE						
		CODE	LIBID						
DENVER	SWEDISH MEDICAL CENTER	DNS	80110A	4392	397	4789	2151	153	2304
DENVER	FITSIMMONS ARMY HOSPITAL	AHF	80045A	4125	326	4451	4995	493	5488
CO SPRGS	MEMORIAL HOSPITAL	CYE	80909A	3672	423	4095	2509	144	2653
DENVER	ST JOSEPH HOSPITAL	DNJ	80218C	3753	254	4007	1068	65	1133
DENVER	PRES/ST LUKE'S AURORA HOSP		80011A	3032		3032	374		374
DENVER	UNIV OF COLO HEALTH SCI CTR	COU	80262A	1001	2022	3023	10581	2256	12837
DENVER	DENVER MEDICAL LIBRARY	DMJ	80218B	2580	82	2662	2106	0	2106
DENVER	DENVER GENERAL HOSPITAL	CYD	80204A	2258	346	2604	2387	25	2412
DENVER	PORTER MEMORIAL HOSPITAL	DYH	80210A	2274	148	2422	1581	86	1667
DENVER	LUTHERAN MEDICAL CENTER	DND	80033A	1840	312	2152	1564	70	1634
DENVER	NATIONAL JEWISH	DNB	80206B	1936	215	2151	2015	139	2154
CO SPRGS	PENROSE HOSPITAL	CYG	80907B	1772	245	2017	2830	67	2897
DENVER	CHILDREN'S HOSPITAL	CYB	80218A	1556	354	1910	1892	45	1937
PUEBLO	PARKVIEW EPISCOPAL HOSP	CQE	81003C	1362	439	1801	360	42	402
CO SPRGS	U S OLYMPIC COMM	USO	80909B	527	1209	1736	188	407	595
GRD JNCT	ST MARY'S HOSPITAL	XVY	81502A	1343	381	1724	806	9	815
DENVER	AMC CANCER RESEARCH CTR	CYA	80214A	1299	377	1676	1539	29	1568
GREELEY	NO COLORADO MED CTR	CYF	80631B	1447	109	1556	259	8	267
DENVER	ST ANTHONY HOSPITAL		80204C	1434		1434	1349		1349
DENVER	VA MED CTR DENVER		80220E	1279		1279	1099		1099
PUEBLO	ST MARY CORWIN HOSPITAL		81004A	1237		1237	149		149
CO SPRGS	ARMY HOSP, FT CARSON	AMB	80913A	1037	160	1197	1893	103	1996
FT COLL	POUDRE VALLEY HOSPITAL	CO5	80521B	1106	69	1175	405	4	409
DENVER	MERCY MEDICAL CENTER		80206A	1157		1157	903		903
BOULDER	BOULDER COMM HOSPITAL		80302D	1127		1127	37		37
DENVER	ROSE MEDICAL CENTER	CYH	80220C	989	43	1032	795	0	795
AIR FORCE	AIR FORCE ACADEMY HOSPITAL		80840B	656		656	54		54
PUEBLO	COLO STATE HOSPITAL		81003A	579		579	757		757
GRD JNCT	COMMUNITY HOSPITAL		81501F	540		540	25		25
DENVER	COBE LABORATORIES		80215A	499		499	61		61
GLWD SPR	VALLEY VIEW HOSPITAL		81602A	470		470	0		0
DENVER	ASSOC OPER ROOM NURSES	DNF	80231A	116	282	398	3065	365	3430
DENVER	COLO PSYCHIATRIC HOSP	CYI	80262C	165	147	312	42	48	90
DENVER	MEDICAL GROUP MANAG ASSOC		80222A	306		306	342		342
DENVER	FT LOGAN MENTAL HEALTH CTR		80236A	300		300	474		474
DENVER	CENTER FOR TOXICOLOGY		80222C	251		251	1		1
DENVER	JEFFCO CTR MENTAL HEALTH		80226B	198		198	87		87
FT LYONS	VA MED CTR FT LYONS		81038A	47		47	328		328
GRD JNCT	VA MED CTR GRAND JUNCTION		81501A	36		36	120		120
DENVER	OCHAMPUS LIBRARY		80045B	21		21	115		115
PUEBLO	UNIV OF SO COLORADO		81001A	0		0	859		859
TOTALS:				53719	8340	62059	52165	4558	56723
PERCENT OF TOTAL FOR OCLC ACTIVITY:					13.44%			8.04%	

Tables 1 & 2 combine the total Docline and OCLC activity of CCML libraries. Table 1 lists the libraries in order of total borrowing activity (column C). Table 2 lists the libraries in order of total lending activity (column F). OCLC comprises over 13% of items borrowed and 8% of items lent. The data for these tables were taken from the summary data found in Tables 3 and 4.

Special Supplement
Colorado Council of Medical Librarians 1992 Interlibrary Loan Survey

TABLE 2

1992 INTERLIBRARY LAON TOTALS
DOCLINE AND OCLC
SORTED BY THE NUMBER OF ITEMS LENT (F)

				A	B	C	D	E	F
				BORROWED	BORROWED	BORROWED	LENT	LENT	LENT
				DOCLINE	OCLC	OCLC	DOCLINE	OCLC	OCLC
						AND			AND
		OCLC	DOCLINE			DOCLINE			DOCLINE
		CODE	LIBID						
DENVER	UNIV OF COLO HEALTH SCI CTR	COU	80262A	1001	2022	3023	10581	2256	12837
DENVER	FITSIMMONS ARMY HOSPITAL	AHF	80045A	4125	326	4451	4995	493	5488
DENVER	ASSOC OPER ROOM NURSES	DNF	80231A	116	282	398	3065	365	3430
CO SPRGS	PENROSE HOSPITAL	CYG	80907B	1772	245	2017	2830	67	2897
CO SPRGS	MEMORIAL HOSPITAL	CYE	80909A	3672	423	4095	2509	144	2653
DENVER	DENVER GENERAL HOSPITAL	CYD	80204A	2258	346	2604	2387	25	2412
DENVER	SWEDISH MEDICAL CENTER	DNS	80110A	4392	397	4789	2151	153	2304
DENVER	NATIONAL JEWISH	DNB	80206B	1936	215	2151	2015	139	2154
DENVER	DENVER MEDICAL LIBRARY	DMJ	80218B	2580	82	2662	2106	0	2106
CO SPRGS	ARMY HOSP, FT CARSON	AMB	80913A	1037	160	1197	1893	103	1996
DENVER	CHILDREN'S HOSPITAL	CYB	80218A	1556	354	1910	1892	45	1937
DENVER	PORTER MEMORIAL HOSPITAL	DYH	80210A	2274	148	2422	1581	86	1667
DENVER	LUTHERAN MEDICAL CENTER	DND	80033A	1840	312	2152	1564	70	1634
DENVER	AMC CANCER RESEARCH CTR	CYA	80214A	1299	377	1676	1539	29	1568
DENVER	ST ANTHONY HOSPITAL		80204C	1434		1434	1349		1349
DENVER	ST JOSEPH HOSPITAL	DNJ	80218C	3753	254	4007	1068	65	1133
DENVER	VA MED CTR DENVER		80220E	1279		1279	1099		1099
DENVER	MERCY MEDICAL CENTER		80206A	1157		1157	903		903
PUEBLO	UNIV OF SO COLORADO		81001A	0		0	859		859
GRD JNCT	ST MARY'S HOSPITAL	XVY	81502A	1343	381	1724	806	9	815
DENVER	ROSE MEDICAL CENTER	CYH	80220C	989	43	1032	795	0	795
PUEBLO	COLO STATE HOSPITAL		81003A	579		579	757		757
CO SPRGS	UNITED STATES OLYMPIC COMM	USO	80909B	527	1209	1736	188	407	595
DENVER	FT LOGAN MENTAL HEALTH CTR		80236A	300		300	474		474
FT COLL	POUDRE VALLEY HOSPITAL	CO5	80521B	1105	69	1175	405	4	409
PUEBLO	PARKVIEW EPISCOPAL HOSPITAL	CQE	81003C	1362	439	1801	360	42	402
DENVER	PRES/ST.LUKE'S AURORA HOSP		80011A	3032		3032	374		374
DENVER	MEDICAL GROUP MANAG ASSOC		80222A	306		306	342		342
FT LYONS	VA MED CTR FT LYONS		81038A	47		47	328		328
GREELEY	NO COLORADO MED CTR	CYF	80631B	1447	109	1556	259	8	267
PUEBLO	ST MARY CORWIN HOSPITAL		81004A	1237		1237	149		149
GRD JNCT	VA MED CTR GRAND JUNCTION		81501A	36		36	120		120
DENVER	OCHAMPUS LIBRARY		80045B	21		21	115		115
DENVER	COLO PSYCHIATRIC HOSP	CYI	80262C	165	147	312	42	48	90
DENVER	JEFFCO CTR MENTAL HEALTH		80226B	198		198	87		87
DENVER	COBE LABORATORIES		80215A	499		499	61		61
AIR FORCE	AIR FORCE ACADEMY HOSPITAL		80840B	656		656	54		54
BOULDER	BOULDER COMMUNITY HOSPITAL		80302D	1127		1127	37		37
GRD JNCT	COMMUNITY HOSPITAL		81501F	540		540	25		25
DENVER	CENTER FOR TOXICOLOGY		80222C	251		251	1		1
GLWD SPR	VALLEY VIEW HOSPITAL		81602A	470		470	0		0
TOTALS:				53719	8340	62059	52165	4558	56723
PERCENT OF TOTAL FOR OCLC ACTIVITY:					13.44%			8.04%	

Special Supplement
Colorado Council of Medical Librarians 1992 Interlibrary Loan Survey

TABLE 3

1992 OCLC TOTAL STATISTICS
SORTED BY % OF BORROWING ACTIVITY (F)

	A		B		C		D		E		F		G		H		I		J		K		L		
	CCML BORROWS	% CCML BORROWS	OTHER BORROWS	COLORADO BORROWS	OTHER BORROWS	TOTAL BORROWS	% OF TOTAL BORROWS	CCML LOANS	% OF CCML LOANS	COLORADO LOANS	OTHER LOANS	TOTAL LOANS	% OF TOTAL LOANS	CCML LOANS	% OF CCML LOANS	COLORADO LOANS	OTHER LOANS	TOTAL LOANS	% OF TOTAL LOANS	CCML LOANS	% OF CCML LOANS	COLORADO LOANS	OTHER LOANS	TOTAL LOANS	% OF TOTAL LOANS
UNIV OF COLO. HEALTH SCI. CTR.	91	9.60%	1439	492	2022	24.24%	342	39.22%	1548	366	2256	49.50%													
UNITED STATES OLYMPIC COMM.	3	0.32%	584	622	1209	14.50%	31	3.56%	138	238	407	8.93%													
PARKVIEW EPISCOPAL HOSPITAL	67	7.07%	224	439	663	8.03%	5	0.57%	30	7	42	0.92%													
MEMORIAL HOSPITAL	92	9.70%	209	423	622	7.57%	14	1.61%	99	31	144	3.16%													
SWEDISH MEDICAL CENTER	110	11.60%	152	397	547	6.69%	45	5.16%	64	44	153	3.36%													
ST. MARY'S HOSPITAL	17	1.79%	228	381	609	7.41%	0	0.00%	9	0	9	0.20%													
AMC CANCER RESEARCH CENTER	40	4.22%	273	377	650	8.01%	4	0.46%	25	0	29	0.64%													
CHILDREN'S HOSPITAL	64	6.75%	209	354	563	6.93%	9	1.03%	32	4	45	0.99%													
DENVER GENERAL HOSPITAL	51	5.38%	221	346	567	6.93%	0	0.00%	25	0	25	0.55%													
FITSIMONS ARMY HOSPITAL	54	5.70%	103	326	480	5.83%	128	14.68%	162	203	493	10.82%													
LUTHERAN MEDICAL CENTER	63	6.65%	142	312	454	5.57%	30	3.44%	22	18	70	1.54%													
ASSOC. OPERATING ROOM NURSES	21	2.22%	204	282	486	5.96%	130	14.91%	66	169	365	8.01%													
ST JOSEPH HOSPITAL	109	11.50%	91	254	353	4.34%	26	2.98%	22	17	65	1.43%													
PENROSE HOSPITAL	36	3.80%	136	245	381	4.67%	20	2.29%	28	19	67	1.47%													
NATIONAL JEWISH	38	4.01%	113	215	328	4.03%	38	4.36%	72	29	139	3.05%													
ARMY HOSP., FT CARSON	24	2.53%	82	160	242	2.96%	22	2.52%	43	38	103	2.26%													
PORTER MEMORIAL HOSPITAL	30	3.16%	62	148	210	2.58%	28	3.21%	44	14	86	1.89%													
COLO PSYCHIATRIC HOSP	5	0.53%	122	147	271	3.35%	0	0.00%	48	0	48	1.05%													
NORTHERN COLORADO MED. CTR	16	1.69%	73	109	182	2.24%	0	0.00%	8	0	8	0.18%													
DENVER MEDICAL LIBRARY	11	1.16%	54	82	136	1.66%	0	0.00%	0	0	0	0.00%													
POUDRE VALLEY HOSPITAL	0	0.00%	31	69	100	1.24%	0	0.00%	4	0	4	0.09%													
ROSE MEDICAL CENTER	6	0.63%	30	43	79	0.97%	0	0.00%	0	0	0	0.00%													
	948		4782	2583	8340	10.11%	872		2489	1197	4558														

Table 3 shows total library activity for OCLC. The data was developed from summary data provided by OCLC. The OCLC report contained the percentages shown in columns B, F, H, and L. These percentages are repeated here. This report will be useful as comparative information on future OCLC reports.

Table 4 reflects CCML's Decline (not including OCLC) activity within Colorado. These were increases in activity as reflected in Chart 1.

Chart 1

	Total Borrowed	Total Lent
1990	47307	45392
1992	53719	51165
Increase	6412	7873
	13.5%	17.7%

The number of libraries surveyed changed with a net gain of 5 libraries, 41 as compared with 36 in 1990. The 6 new libraries are Air Force Academy Hospital, Jefferson County Mental Health Center, Ft. Logan Mental Health Center, Cobe Laboratories, OCHAMPUS Library, and Valley View Hospital. St. Luke's Library was merged with Denver Medical Library. The effect of the change on the overall activity are reflected in Chart 2. This increase was not the major reason for the overall increase in activity.

Chart 2

	Borrows	Lent
St Lukes in 1990	-1118	-1121
6 New Libraries	+1844	+1794
Increase due to change in # of libraries	726	673

Libraries averaged 6% in items borrowed but not filled, same as 1990. 16% of items received by lending libraries were not filled. Commentary on the reasons for high or low percentages are found below under recommendations. "Thruput" days are not shown here. The group all showed 0, 1, or 2 thruput days for items they lent. Thruput for items borrowed averaged 2 with mostly 2 or 3 with some 4s for out of Denver libraries. This figure reflects the thruput time it takes the lending library to mark the item filled.

Special Supplement
Colorado Council of Medical Librarians 1992 Interlibrary Loan Survey

TABLE 4
1992 DECLINE INTERLIBRARY LOAN SUMMARY STATISTICS
(COMPARABLE TO FIGURES 1-4 IN 1990 SURVEY)

LIBID	A		B		C		D		E		F		G		H		I		J		K		L		
	TOTAL REQUESTS ENTERED	TOTAL REQUESTS ENTERED	TOTAL REQUESTS ENTERED	AND NOT FILLED	AND NOT FILLED	AND NOT FILLED	AND NOT FILLED	AND NOT FILLED	TOTAL REQUESTS RECEIVED	AND NOT FILLED	TOTAL REQUESTS RECEIVED	AND NOT FILLED	TOTAL REQUESTS RECEIVED	AND NOT FILLED	TOTAL REQUESTS RECEIVED	AND NOT FILLED	TOTAL REQUESTS RECEIVED	AND NOT FILLED	TOTAL REQUESTS RECEIVED	AND NOT FILLED	TOTAL REQUESTS RECEIVED	AND NOT FILLED	TOTAL REQUESTS RECEIVED	AND NOT FILLED	TOTAL REQUESTS RECEIVED
AIR FORCE ACADEMY HOSPITA	685	656	29	4%	72	54	12	17%	1951	1539	409	21%	54	75%	54	6	8%								
AMC CANCER RESEARCH CTR	1332	1299	33	2%	2325	1893	430	18%	3426	3065	361	10%	133	7%	133	3	0%								
ARMY HOSP FT CARSON	1072	1037	45	4%	49	37	12	24%	1	1	0	0%	70	3%	70	0	0%								
ASSOC OPER ROOM NURSES	119	116	3	3%	1	1	0	0%	61	61	0	0%	44	1%	44	1	0%								
BOULDER COMMHT HOSPITAL	1146	1127	13	1%	883	757	126	14%	2234	1892	342	15%	63	129%	63	0	0%								
CENTER FOR TOXICOLOGY	269	251	18	7%	234	189	45	19%	1	1	0	0%	5	500%	5	0	0%								
CHILDREN'S HOSPITAL	1644	1556	88	5%	93	61	32	34%	25	25	0	0%	62	3%	62	0	0%								
COBE LABORATORIES	551	499	52	10%	61	42	19	31%	306	306	0	0%	306	329%	306	32	34%								
COLO PSYCHIATRIC HOSP	206	165	41	20%	42	42	0	0%	17	17	0	0%	17	28%	17	0	0%								
COLO STATE HOSPITAL	689	579	107	16%	883	757	126	14%	25	25	0	0%	25	3%	25	1	0%								
COMMUNITY HOSPITAL	600	540	60	10%	29	25	4	14%	6	6	0	0%	6	21%	6	0	0%								
DENVER GENERAL HOSPITAL	2844	2258	570	20%	2634	2387	247	9%	8	8	0	0%	8	0%	8	0	0%								
DENVER MEDICAL LIBRARY	2811	2580	225	8%	2543	2106	436	17%	1274	1274	0	0%	1274	50%	1274	1	0%								
FITSIMMONS ARMY HOSPITAL	4248	4125	99	2%	5656	4995	661	11%	7	7	0	0%	7	4%	7	4	1%								
FT LOGAN MENT HEALTH CTR	391	300	92	24%	569	474	95	16%	25	25	0	0%	25	25%	25	3	0%								
JEFFCO CTR MENT HEALTH	210	198	12	6%	106	87	19	18%	26	26	0	0%	26	1%	26	0	0%								
LUTHERAN MEDICAL CENTER	1901	1840	61	3%	1820	1564	256	14%	23	23	0	0%	23	18%	23	0	0%								
MED GROUP MANAG ASSOC	335	306	29	9%	385	342	43	10%	69	69	0	0%	69	1%	69	0	0%								
MEMORIAL HOSPITAL	3758	3672	74	2%	2756	2509	247	9%	34	34	0	0%	34	9%	34	1	0%								
MERCY MEDICAL CENTER	1459	1157	286	20%	1359	903	456	34%	116	116	0	0%	116	0%	116	8	1%								
NATIONAL JEWISH	2016	1936	80	4%	2642	2015	627	24%	10	10	0	0%	10	18%	10	6	1%								
NO COLORADO MED CTR	1484	1447	41	3%	308	259	49	15%	54	54	0	0%	54	41%	54	2	1%								
OCHAMPUS LIBRARY	23	21	2	13%	164	115	49	30%	68	68	0	0%	68	1%	68	1	0%								
PARKVIEW EPISCOPAL HOSP	1601	1362	235	15%	427	360	67	15%	5	5	0	0%	5	0%	5	1	0%								
PENROSE HOSPITAL	1802	1772	48	3%	358	2830	682	19%	242	242	0	0%	242	7%	242	24	1%								
PORTER MEMORIAL HOSPITAL	2390	2274	116	7%	1873	1581	292	16%	24	24	0	0%	24	1%	24	2	0%								
POUDRE VALLEY HOSPITAL	1149	1106	43	2%	502	405	97	18%	34	34	0	0%	34	7%	34	3	1%								
PRESST LUKE'S AURORA HOSP	3248	3032	208	6%	433	374	59	14%	28	28	0	0%	28	6%	28	0	0%								
ROSE MEDICAL CENTER	1062	989	73	7%	1047	795	252	23%	74	74	0	0%	74	7%	74	1	0%								
ST ANTHONY HOSPITAL	1706	1434	266	16%	1519	1349	170	10%	6	6	0	0%	6	0%	6	15	1%								
ST JOSEPH HOSPITAL	3887	3753	115	3%	1182	1068	114	9%	43	43	0	0%	43	4%	43	1	0%								
ST MARY CORWIN HOSPITAL	1276	1237	39	3%	167	149	18	10%	30	30	0	0%	30	18%	30	2	1%								
ST MARY'S HOSPITAL	1393	1343	48	3%	890	806	84	9%	14	14	0	0%	14	2%	14	0	0%								
SWEDISH MEDICAL CENTER	4586	4392	182	4%	2805	2151	654	15%	347	347	0	0%	347	12%	347	225	8%								
U S OLYMPIC COMM	537	527	10	2%	283	188	95	33%	132	132	0	0%	132	47%	132	2	1%								
U COLO HEALTH SCI CTR	1079	1001	81	8%	13294	10581	2621	20%	155	155	0	0%	155	1%	155	13	0%								
U SO COLORADO	0	0	0	0%	969	859	109	11%	63	63	0	0%	63	7%	63	1	0%								
VA MED CTR DENVER	1340	1279	56	4%	1268	1099	169	10%	86	86	0	0%	86	7%	86	37	3%								
VA MED CTR FT LYONS	55	47	13	24%	375	328	47	15%	48	48	0	0%	48	13%	48	4	1%								
VA MED CTR GRAND JUNCT	41	36	5	12%	162	120	42	26%	30	30	0	0%	30	19%	30	0	0%								
VALLEY VIEW HOSPITAL	495	470	25	5%	0	0	0	0%	0	0	0	0%	0	0%	0	0	0%								
TOTALS	57440	53719	3653	6%	62800	52165	10137	16%	3860	3860	0	0%	3860	6%	3860	400	1%								
AVERAGES	1368	1279	87	6%	1495	1242	241	16%	92	92	0	0%	92	6%	92	10	1%								

Special Supplement
Colorado Council of Medical Librarians 1992 Interlibrary Loan Survey

TABLE 5

1992 DOCLINE INTERLIBRARY LOAN STATISTICS
NET LENDER/NET BORROWER DETERMINATION
BORROWING AND LENDING WITHIN CCML ONLY

12/24/97

		A	B	C	D	E
		B 92	L 92	B+L	B/B+L	B+L
	LIBID	CCML ONLY	CCML ONLY			/BT+BL
		DOCLINE	DOCLINE			
		BORROWS	LENDS			
ST LUKE'S HOSPITAL	80203A	0	201	201	0.00	0.28%
UNIV OF SO COLORADO	81001A	0	842	842	0.00	1.16%
VA MED CTR FT LYONS	81038A	5	250	255	0.02	0.35%
ASSOC OPER ROOM NURSES	80231A	65	2784	2849	0.02	3.93%
VA MED CTR GRD JUNCT	81501A	7	60	67	0.10	0.09%
OCHAMPUS LIBRARY	80045B	14	105	119	0.12	0.16%
PENROSE HOSPITAL	80907B	1160	2570	3730	0.31	5.14%
FT. LOGAN	80236A	269	590	859	0.31	1.18%
ARMY HOSP., FT CARSON	80913A	706	1515	2221	0.32	3.06%
COLO STATE HOSPITAL	81003A	371	752	1123	0.33	1.55%
NATIONAL JEWISH	80206B	1075	1896	2971	0.36	4.10%
AMC CANCER RESEARCH CTR	80214A	810	1416	2226	0.36	3.07%
FITSIMMONS ARMY HOSPITAL	80045A	1748	2640	4388	0.40	6.05%
CHILDREN'S HOSPITAL	80218A	1009	1421	2430	0.42	3.35%
MED GROUP MANAG ASSOC	80222A	237	311	548	0.43	0.76%
VA MED CTR DENVER	80220E	742	886	1628	0.46	2.24%
ST ANTHONY HOSPITAL	80204C	1120	1300	2420	0.46	3.34%
LUTHERAN MEDICAL CENTER	80033A	1339	1516	2855	0.47	3.94%
MERCY MEDICAL CENTER	80206A	794	882	1676	0.47	2.31%
DENVER GENERAL HOSPITAL	80204A	2155	2334	4489	0.48	6.19%
DENVER MEDICAL LIBRARY	80218B	1876	1953	3829	0.49	5.28%
ROSE MEDICAL CENTER	80220C	782	788	1570	0.50	2.16%
MEMORIAL HOSPITAL	80909A	2287	2288	4575	0.50	6.31%
		NET LENDERS -- UP FROM HERE				
		NET BORROWERS -- DOWN FROM HERE				
PORTER MEMORIAL HOSPITAL	80210A	1498	1438	2936	0.51	4.05%
ST. MARY'S HOSPITAL	81502A	877	726	1603	0.55	2.21%
SWEDISH MEDICAL CENTER	80110A	2806	2010	4816	0.58	6.64%
COBE LABORATORIES	80215A	132	85	217	0.61	0.30%
POUDRE VALLEY HOSPITAL	80521B	770	388	1158	0.66	1.60%
U S OLYMPIC COMM	80909B	463	187	650	0.71	0.90%
JEFFCO MENTAL HEALTH	80226B	172	69	241	0.71	0.33%
PARKVIEW EPISCOPAL HOSP	81003C	1028	356	1384	0.74	1.91%
COLO PSYCHIATRIC HOSP	80262C	108	37	145	0.74	0.20%
ST JOSEPH HOSPITAL	80218C	2814	878	3692	0.76	5.09%
ST. MARY CORWIN HOSPITAL	81004A	1028	246	1274	0.81	1.76%
NO COLORADO MED CTR	80631B	1108	259	1367	0.81	1.89%
PRES/ST LUKE'S AURORA HOSP	80011A	2585	364	2949	0.88	4.07%
COMMUNITY HOSPITAL	81501F	469	59	528	0.89	0.73%
AIR FORCE ACADEMY HOSP	80840B	447	34	481	0.93	0.66%
BOULDER COMM HOSPITAL	80302D	785	37	822	0.95	1.13%
CENTER FOR TOXICOLOGY	80222C	6	0	6	1.00	0.01%
VALLEY VIEW HOSPITAL	81602A	378	0	378	1.00	0.52%
TOTAL FOR CCML		36045	36473			
(INCLUDES LENDING TO UCHSC)						
UN OF COLO HEALTH SCI CTR	80262A	428	5662	6090	0.07	8.40%
TOTAL ACTIVITY WITHIN DOCLINE LIBRA		36473	42135			

Table 5 includes the CCML only DOCLINE only statistics and calculates the net borrowing figure using the formulas shown. 23 libraries qualify as net lenders (St. Luke's is included here) and 18 as net borrowers. UCHSC is shown at the bottom of the page. If they were included in the total, their large lending activity would skew the percentages. Also the idea in this table is to show the activity between what NLM used to call basic health sciences libraries. These figures show that, as a group, CCML has fulfilled its obligation to borrow from other basic health sciences libraries first before using the national resource library network. By excluding non-CCML loans and borrows, this table shows that within the group we have more net lenders than borrowers.

Special Supplement
Colorado Council of Medical Librarians 1992 Interlibrary Loan Survey

TABLE 7

1992 INTERLIBRARY LOAN STATISTICS
ACTIVITY DETERMINATION
TOTAL DOCLINE AND OCLC STATISTICS COMBINED

		A	B	C	D	E	F	
		92 B	92 L	B+L	B/B+L	B+L	CUMMU-	
		BORROWED	LENT			/BT+LT	LATIVE	
		OCLC &	OCLC &				ACTIVITY	
	OCLC DOCLINE	DOCLINE	DOCLINE				%	
	CODE LIBID							
OCHAMPUS LIBRARY**		80045B	21	115	136	0.15	0.13%	0.13%
VA MED CTR GRAND JUNCTION**		81501A	36	120	156	0.23	0.15%	0.28%
CENTER FOR TOXICOLOGY		80222C	251	1	252	1.00	0.24%	0.53%
JEFFCO CTR MENTAL HEALTH		80226B	198	87	285	0.69	0.28%	0.81%
VA MED CTR FT LYONS**		81038A	47	328	375	0.13	0.36%	1.17%
COLO PSYCHIATRIC HOSP	CYI	80262C	312	90	402	0.78	0.39%	1.56%
VALLEY VIEW HOSPITAL		81602A	470	0	470	1.00	0.46%	2.02%
COBE LABORATORIES		80215A	499	61	560	0.89	0.54%	2.56%
COMMUNITY HOSPITAL		81501F	540	25	565	0.96	0.55%	3.11%
MEDICAL GROUP MANAG ASSOC**		80222A	306	342	648	0.47	0.63%	3.74%
AIR FORCE ACADEMY HOSPITAL		80840B	656	54	710	0.92	0.69%	4.43%
FORT LOGAN MENTAL HEALTH CTR**		80236A	300	474	774	0.39	0.75%	5.18%
UNIV OF SOUTHERN COLORADO**		81001A	0	859	859	0.00	0.83%	6.02%
BOULDER COMMUNITY HOSPITAL		80302D	1127	37	1164	0.97	1.13%	7.15%
COLO STATE HOSPITAL**		81003A	579	757	1336	0.43	1.30%	8.45%
ST MARY CORWIN HSOPTIAL		81004A	1237	149	1386	0.89	1.35%	9.79%
POUDRE VALLEY HOSPITAL	CO5	80521B	1175	409	1584	0.74	1.54%	11.33%
NORTHERN COLORADO MED CTR	CYF	80631B	1556	267	1823	0.85	1.77%	13.10%
ROSE MEDICAL CENTER	CYH	80220C	1032	795	1827	0.56	1.78%	14.88%
MERCY MEDICAL CENTER		80206A	1157	903	2060	0.56	2.00%	16.88%
PARKVIEW EPISCOPAL HOSPITAL	CQE	81003C	1801	402	2203	0.82	2.14%	19.02%
UNITED STATES OLYMPIC COMM	USO	80909B	1736	595	2331	0.74	2.26%	21.28%
VA MED CTR DENVER		80220E	1279	1099	2378	0.54	2.31%	23.59%
ST MARY'S HOSPITAL	XVY	81502A	1724	815	2539	0.68	2.47%	26.06%
ST ANTHONY HOSPITAL		80204C	1434	1349	2783	0.52	2.70%	28.77%
ARMY HOSP, FT CARSON**	AMB	80913A	1197	1996	3193	0.37	3.10%	31.87%
AMC CANCER RESEARCH CENTER	CYA	80214A	1676	1568	3244	0.52	3.15%	35.02%
AMI PRESBYTERIAN AURORA HOSP		80011A	3032	374	3406	0.89	3.31%	38.33%
LUTHERAN MEDICAL CENTER	DND	80033A	2152	1634	3786	0.57	3.68%	42.01%
ASSOC OPERATING ROOM NURSES**	DNF	80231A	398	3430	3828	0.10	3.72%	45.73%
CHILDREN'S HOSPITAL**	CYB	80218A	1910	1937	3847	0.50	3.74%	49.46%
PORTER MEMORIAL HOSPITAL	DYH	80210A	2422	1667	4089	0.59	3.97%	53.44%
NATIONAL JEWISH**	DNB	80206B	2151	2154	4305	0.50	4.18%	57.62%
DENVER MEDICAL LIBRARY	DMJ	80218B	2662	2106	4768	0.56	4.63%	62.25%
PENROSE HOSPITAL**	CYG	80907B	2017	2897	4914	0.41	4.77%	67.03%
DENVER GENERAL HOSPITAL	CYD	80204A	2604	2412	5016	0.52	4.87%	71.90%
ST JOSEPH HOSPITAL	DNJ	80218C	4007	1133	5140	0.78	4.99%	76.90%
MEMORIAL HOSPITAL	CYE	80909A	4095	2653	6748	0.61	6.56%	83.45%
SWEDISH MEDICAL CENTER	DNS	80110A	4789	2304	7093	0.68	6.89%	90.34%
FITSIMMONS ARMY HOSPITAL**	AHF	80045A	4451	5488	9939	0.45	9.66%	100.00%
** NET LENDER			59036	43886				
UNIVER COLO HEALTH SCI CTR	COU	80262A	3023	12837				
			62059	56723				

Table 7 analyses the amount of activity of each library. Eight libraries did more than 50% of the total activity of the group. UCHSC is not included in this table.

Special Supplement
Colorado Council of Medical Librarians 1992 Interlibrary Loan Survey

TABLE 8 - Page 1

1992 BORROWING STATISTICS
TOTAL OCLC AND DOCLINE
WITH ANALYSIS OF GEOGRAPHIC SOURCE OF MATERIAL

	A	B	C	D	E	F	G	H	I	J	K	L	M	N	O	P	Q	R
1																		
2			80011A	80033A	80045A	80045B	80110A	80204A	80204C	80206A	80206B	80210A	80214A	80215A	80218A	80218B	80218C	80220C
3		TOTAL		DND	AHF		DNS	CYD		DNM	DNB	DVH	CYA		CYB	DMJ	DNJ	CYH
4																		
5																		
6	INDIVIDUAL BORROWS FROM CCML AND NOT UHSC	36473	2585	1339	1748	14	2806	2155	1120	794	1075	1498	810	132	1009	1876	2814	782
7																		
8	INDIVIDUAL BORROWS FROM UHSC	5662	172	168	502	3	662	5	120	204	398	317	274	73	1	485	357	24
9	TOTAL BORROWS FROM CCML AND UHSC (COL. 6 & 8)	42135	2757	1507	2250	17	3468	2160	1240	998	1473	1815	1084	205	1010	2361	3171	806
10																		
11	**OCLC** CCML AND UHSC BORROWS	964		63	54		110	51			38	30	40		64	11	109	6
12	TOTAL MED BORROWS DOCLINE & OCLC (COL. 9 & 11)	43099	2757	1570	2304	17	3578	2211	1240	998	1511	1845	1124	205	1074	2372	3280	812
13																		
14	**OCLC** BORROWING STATE (NON-CCML/NON-MED)	4782		142	103		152	221			113	62	273		209	54	91	30
15	TOTAL IN-STATE BORROWS (MED (12) & NON-MED(14))	47881	2757	1712	2407	17	3730	2432	1240	998	1624	1907	1397	205	1283	2426	3371	842
16																		
17	REGIONAL	4657	167	181	517	0	555	48	9	81	283	36	62	162	275	143	321	106
18	REGIONAL INCLUDING UHSC (COL. 8 & 17)	10319	339	349	1019	3	1217	53	129	285	681	353	336	235	276	628	678	130
19																		
20	NATIONAL LIBRARY OF MEDICINE	2088	61	28	154	3	67	6	96	12	34	70	13	128	79	47	51	18
21																		
22	STATE, REGIONAL, NLM (COL. 9, 17 & 20)	48880	2985	1716	2921	20	4090	2214	1345	1091	1790	1921	1159	495	1364	2551	3543	930
23																		
24	OTHER LOANS FROM NATIONAL DOCLINE MAP	4839	47	124	1204	1	302	44	89	66	146	353	140	4	192	29	210	59
25																		
26	**OCLC** OUT OF STATE BORROWS	2594		107	169		135	74			64	56	64		81	17	54	7
27	TOTAL OUT OF STATE BORROWS (COL. 17, 20, 24 & 26)	14178	275	440	2044	4	1059	172	194	159	527	515	279	294	627	236	636	190
28																		
29																		
30	TOTAL FOR DOCLINE BORROWS (COL. 22 & 24)	53719	3032	1840	4125	21	4392	2258	1434	1157	1936	2274	1299	499	1536	2580	3753	989
31	TOTAL OCLC BORROWS (COL. 11, 14, & 26)	8340	0	312	326	0	397	346	0	0	215	148	377	0	354	82	254	43
32																		
33	TOTAL OCLC AND DOCLINE BORROWS (COL. 30 & 31)	62059	3032	2152	4451	21	4789	2604	1434	1157	2151	2422	1676	499	1910	2662	4007	1032

Table 8 summarizes the DOCLINE/OCLC borrowing (not lending) behavior throughout the networks. This table shows how as a group we do borrow from like-libraries, i.e. basic health sciences libraries or our medical resource library, UCHSC. 30.5% of the activity is done with out-of-state or non-medical libraries as shown in Chart 3.

Special Supplement
Colorado Council of Medical Librarians 1992 Interlibrary Loan Survey

TABLE 8 - Page 2

1992 BORROWING STATISTICS
TOTAL OCLC AND DECLINE
WITH ANALYSIS OF GEOGRAPHIC SOURCE OF MATERIAL

	S	T	U	V	W	X	Y	Z	AA	AB	AC	AD	AE	AF	AG	AH	AI	AJ	AK	AL	AM	AN	AO	AP
1	VA DENVER	MGMA	CENTER TOX	JEFF MENTAL	AORN	FT LOGAN	UCHSC	UC PSYCH	BOULDER COMM	POUDRE VAL	N COLO MED CTR	AIR FORCE ACAD	PENROSE	MEMORIAL	US OLYMPIC	FT CARSON	CO STATE HOSP	PARKVIEW	ST. MARY CORW	VA - FT LYONS	VA - GRD JUNCT	COMM GD JUNG	ST MARYS	VALLEY VIEW
2	80220E	80222A	80222C	80226B	80231A	80236A	80262A	80262C	80302D	80521B	80631B	80840B	80907B	80909A	80909B	80913A	81003A	81003C	81004A	81038A	81501A	81501F	81502A	81602A
3		DNG		XVM	DNF		COU	CYI	XVT	CO5	CYF		CYG	CYE	USO	AMB	COH	CQE	CQS			XVY		
4																								
5	6	237	6	172	65	269	428	108	785	770	1108	447	1160	2287	463	706	371	1028	1028	5	7	469	877	378
6	7																							
7	8	23	2	15	13	5	0		151	147	118	65	140	530	194	111	123	72			4	28	134	22
8	9	260	8	187	78	274	428	108	936	917	1226	512	1300	2817	900	482	1151	1100	5	11	497	1011	400	
9	10																							
10	11						91	5		16	16		36	92	3	24	67					17		
11	12	260	8	187	99	274	519	113	936	933	1242	512	1336	2909	466	924	482	1218	1100	5	11	497	1028	400
12	13						1439	122		31	73		136	209	584	82		224						
13	14						1958	235	936	964	1315	512	1472	3118	1050	1006	482	1442	1100	5	11	497	1256	400
14	15	260	8	187	303	274																		
15	16																							
16	17	14	86	9	12	1	363	5	105	98	103	1	24	414	43	97	50	101	24	1	7	24	91	38
17	18	37	88	24	25	6	363	5	256	245	221	66	164	944	43	291	161	224	96	1	11	52	225	60
18	19																							
19	20	24	152	0	9	3	21	27	18	17	27	136	43	79	4	32	15	13	102	40	18	3	15	14
20	21																							
21	22	1151	298	196	99	278	812	140	1059	1032	1356	649	1367	3310	510	1029	547	1265	1226	46	36	524	1117	452
22	23																							
23	24	128	8	2	17	22	189	25	68	74	91	7	405	362	17	8	32	97	11	1	0	16	226	18
24	25																							
25	26						492	20		22	20		73	122	622	54		148						
26	27	537	46	243	11	26	1065	77	191	211	241	144	545	977	686	191	97	359	137	42	25	43	468	70
27	28																							
28	29																							
29	30	1279	306	198	116	300	1001	165	1127	1106	1447	656	1772	3672	527	1037	579	1362	1237	47	36	540	1343	470
30	31	0	0	0	282	0	2022	147	0	69	109	0	245	423	1209	160	0	439	0	0	0	0	381	0
31	32																							
32	33	1279	306	198	398	300	3023	312	1127	1175	1556	656	2017	4095	1736	1197	579	1801	1237	47	36	540	1724	470