

Interlibrary Loan Survey Interpretation... ...from the Library Cooperation Committee

Prepared by Rosalind Dudden and Sara Katsh, with the advice of the Library Cooperation Committee: Barb Hamilton, Irwin Berry and Kate Elder

CCML committees have done three interlibrary loan surveys. The first was in 1977 and done by a graduate student at the University of Denver, Sue A. O'Neill. Her fine work set the tone and was partially repeated in 1985 where statistics were gathered for 1981 to 1985. These statistics were reported by the Committee in May, 1986. Also included in the statistical survey were 30 questions about attitude and procedure in relation to interlibrary loan. The third survey is reported here based on the 1990 DOCLINE annual reports.

The 1977 survey was before OCTANET, Mile High Mail, DOCLINE, Tentime, or even use of the CCLS Courier. Newcomers probably would ask how we did it, but we did have the phone, the U.S. mail, and a drop box at the DMS library! The 1985 Survey showed the situation when OCTANET, Mile High Mail, and the Courier were in use. Based on it the first DOCLINE maps were made when we moved over to that system in summer of 1988, using the PHILSOM database as our first SERHOLD data source. 1989 was the group's first full year on DOCLINE with no more use of Tentime for interlibrary loan. This survey of 1990 data, published here for the first time, is the first survey of interlibrary loan activity since we started on DOCLINE.

Accuracy of the first two surveys was hampered by manual reporting. In 1991, using only DOCLINE data, the survey is ignoring OCLC, phone and mail requests, which might be as much as 10% of any given library's activity. However, if the DOCLINE reports are an 85% to 90% sample of all activity, it has a great deal of validity for the group as a whole. The Library Cooperation Committee reviewed the 1986 survey and found that most of the questions were answered to describe what we do now in this area. Therefore, it was decided not to repeat that part of the survey.

These statistics are reported in two parts of this issue of Council Quotes. Tables A-D can be found at the back as they are larger. Figures 1-4 appear in columns on pages 2-5, opposite this discussion of interlibrary loan activity.

Table A shows the Borrower statistics for the whole state, including UCHSC, but excluding non-DOCLINE libraries. For requests not filled or routed on, the Committee has proposed several reasons for the above average figures. Libraries can analyze their position in relation to the average and may decide to remedy the situation. If anyone knows of other reasons why these rejects occur, please send them in to Sara Katsh and the Committee and they will be reported in the next Council Quotes.

FIGURE 1
SORTED ON PERCENTAGE OF UNFILLED REQUESTS
SEE TABLE A FOR TOTAL DATA

		B	C	D	E
		TOTAL	TOTAL	TOTAL	% OF
		REQ	REQ	REQ	REQ
		ENTERED	DENIED	DENIED	DENIED
			FILLED	NOT	NOT
				FILLED	FILLED
		plus this	less this	less this	less this
UNIV OF SO COLORADO	81001A	0	0	0	0%
US OLYMPIC COMM.	80909B	540	534	6	1%
AMC CANCER RES CTR	80214A	1064	1046	13	1%
ST JOSEPH HOSPITAL	80218C	2802	2769	39	1%
MED TOX PARTNERSHIP	80222C	255	251	4	2%
BOULDER COMM HOSP	80302D	1063	1045	19	2%
MEMORIAL HOSPITAL	80909A	2985	2925	56	2%
PENROSE HOSPITAL	80907B	2309	2235	55	2%
NO COLORADO MED. CTR	80631B	1396	1363	35	3%
FITZSIMONS ARMY HOSP	80045A	2581	2519	70	3%
VA MED CTR DENVER	80220E	1252	1221	43	3%
DENVER MED LIBR	80218B	2194	2101	74	3%
SWEDISH MED CTR	80110A	4854	4684	176	4%
ST. MARY'S HOSPITAL	81502A	1331	1274	62	5%
LUTHERAN MED CTR	80033A	1836	1747	90	5%
NATIONAL JEWISH	80206B	1962	1859	99	5%
UCHSC-DENISON	80262A	932	896	48	5%
ST LUKE'S HOSPITAL	80203A	1187	1118	67	6%
POUDRE VALLEY HOSP	80521B	911	861	52	6%
VA MED CTR GR JUNCT	81501A	17	16	1	6%
AMI PRES AURORA HOSP.	80011A	2503	2343	161	6%
ROSE MEDICAL CENTER	80220C	953	894	62	7%
ARMY HOSP., FT CARSON	80913A	923	878	62	7%
ST. MARY CORWIN HOSP	81004A	802	746	57	7%
PORTER MEM HOSP	80210A	1960	1817	143	7%
VA MED CTR FT LYONS	81038A	93	87	7	8%
PARKVIEW EPIS HOSP	81003C	1504	1391	116	8%
CHILDREN'S HOSPITAL	80218A	2303	2111	188	8%
ASSOC. OPER ROOM NURS	80231A	397	363	34	9%
DENVER GEN HOSP	80204A	2621	2253	363	14%
MERCY MEDICAL CENTER	80206A	1136	959	174	15%
COMMUNITY HOSPITAL	81501F	607	512	95	16%
ST. ANTHONY HOSPITAL	80204C	1326	1116	208	16%
MGMA	80222A	220	182	38	17%
COLO STATE HOSPITAL	81003A	1368	1043	328	24%
COLO PSYCHIATRIC HOSP	80262C	199	148	51	26%
TOTALS:					
REQUESTS ENTERED:		50386	47307	3096	6%



FIGURE 2
SORTED ON PERCENTAGE OF ITEMS REQUESTED
BUT NOT FILLED (COLUMN D)
SEE TABLE B FOR COMPLETE DATA

		A	B	C	D
		TOTAL	TOTAL	TOTAL	% OF
		REQ	REQ	REQ	REQ
		RECVD	RECVD	RECVD	RECVD
			FILLED	NOT	NOT
				FILLED	FILLED
BOULDER COMM HOSP	80302D	0	0	0	0%
MED TOX PARTNERSHIP	80222C	0	0	0	0%
COLO PSYCHIATRIC HOSP	80262C	1	1	0	0%
ASSOC. OPER ROOM NURS	80231A	1957	1852	105	5%
MEMORIAL HOSPITAL	80909A	2158	1967	190	9%
LUTHERAN MED CTR	80033A	1174	1052	122	10%
ST. ANTHONY HOSPITAL	80204C	927	817	102	11%
COMMUNITY HOSPITAL	81501F	10	7	1	10%
UNIV OF SO COLORADO	81001A	898	773	113	13%
ST. MARY CORWIN HOSP	81004A	156	135	20	13%
CHILDREN'S HOSPITAL	80218A	2208	1906	292	13%
VA MED CTR DENVER	80220E	794	635	100	13%
ST LUKE'S HOSPITAL	80203A	1347	1121	189	14%
SWEDISH MED CTR	80110A	3711	3141	552	15%
ST JOSEPH HOSPITAL	80218C	985	826	147	15%
DENVER GEN HOSP	80204A	2078	1763	314	15%
PORTER MEM HOSP	80210A	2546	2151	384	15%
PARKVIEW EPIS HOSP	81003C	414	348	64	15%
FITZSIMONS ARMY HOSP	80045A	4051	3389	659	16%
ROSE MEDICAL CENTER	80220C	1009	840	167	17%
VA MED CTR FT LYONS	81038A	261	214	45	17%
NATIONAL JEWISH	80206B	1992	1626	362	18%
ST. MARY'S HOSPITAL	81502A	671	544	127	19%
ARMY HOSP., FT CARSON	80913A	1513	1222	290	19%
PENROSE HOSPITAL	80907B	2494	1921	458	18%
AMI PRES AURORA HOSP.	80011A	223	180	43	19%
VA MED CTR GR JUNCT	81501A	88	71	17	19%
MERCY MEDICAL CENTER	80206A	1030	824	199	19%
POUDRE VALLEY HOSP	80521B	292	234	58	20%
MGMA	80222A	324	259	65	20%
NO COLORADO MED. CTR	80631B	186	147	38	20%
DENVER MED LIBR	80218B	2936	2308	627	21%
UCHSC-DENISON	80262A	12612	9871	2741	22%
AMC CANCER RES CTR	80214A	1751	1339	410	23%
COLO STATE HOSPITAL	81003A	931	659	259	28%
US OLYMPIC COMM.	80909B	225	149	76	34%
		53953	44292	9336	17%

As a state, Colorado borrows more than it lends, even when including the high lending activity of UCHSC as a resource library. Within Table A are the statistics for unfilled requests.

Figure 1 shows the percentage of unfilled requests. This figure enables libraries to compare their not-filled rate with other libraries. The committee proposes that there were 3 possible reasons for a high percentage of unfilled requests.

1. Citations not verified (INC).
2. Requests rejected on basis of cost (CST).
3. "Blind" requests (prefixed journal requests or monograph/AV requests).

A library may know that their high unfilled rate is due to only sending no-cost requests. However, if most of the unfilled are due to unverified requests, they might consider changing their procedures.

Recommendations:

- Educate your users about the use of the MEDLINE UI.
- Verify citations that give little info.

Table B shows the Lender statistics for the whole state, including UCHSC, but excluding non-DOCLINE libraries. This table shows all the data available on the DOCLINE annual summary. From this report, 3 figures were extracted.

Figure 2 shows the percentage of the items requested of a library but not filled. The committee saw two reasons for this figure.

1. SERHOLD inaccuracies.
2. Lenders that charge must reject MAXCOST=0 requests.

Most libraries don't feel much control over how their holdings are listed in SERHOLD but the Journal Locator Committee is working hard to remedy that situation. If you have a high rejection rate, looking over your list before the next update might be advisable.

Recommendations:

- Update holdings annually (required biennially).
- Remove titles with only scattered holdings or fix them.

Figure 3 shows the percentage of requests removed or not filled due to non-receipt. The committee could think of only one reason.

1. DOCLINE not accessed daily.

Recommendations:

- If at all possible, access DOCLINE every day.

In smaller libraries or when libraries are under construction, moving, or generally over-burdened, these figures may be higher.

Figure 4 shows the percentage of requests removed or not filled due to non-action within 4 days. Again there is only one reason for this figure.

1. Requests are receipted but not acted on within 4 days.

Recommendations:

- If you receipt a request, you must update it (fill or reject).

A high percentage here could have to do with training and/or staff turnover



DOCLINE Routing Table Recommendations

Table C shows Borrowing and Lending within CCML only, excluding UCHSC. These totals are different from Tables A and B because some libraries borrow and lend alot out of state. The main reason for this is participation in other networks such as VALNET or the military. It is, however, a more valid figure to use when comparing lending and borrowing within the group. Table D shows the percent of activity of the whole. From these two tables, "special consideration" libraries were identified.

This survey basically reconfirms that our net lenders are still net lenders and net borrowers are still net borrowers. Of the 22 libraries with the opportunity to be given special consideration due to being a net lender or a library with more than 4% of the total activity, 16 were in that same category in 1985. Of the 7 other libraries, 4 are new to the group and 3 have moved into the statistical group.

Sara Katsh, chair of the committee, contacted all 22 libraries and determined if they wanted to be given special consideration. Some did and some didn't and the results are reflected in the routing table mailed separately from the Council Quotes in this issue.

The following recommendations incorporate some specific needs voiced by some of the special consideration libraries.

1. Move Swedish to Cell 3.
2. Move (or keep) Porter to Cell 3 (reiterating last year's request).
3. Move (or keep) National Jewish no lower than Cell 3.
4. Some other specialty libraries run less risk when placed in earlier cells (e.g., AORN), because they do not have much of the common medical literature. Place AORN in Cell 1.
5. If you want to bypass ILL charges, you should put charging libraries in later cells. Most libraries have DML and FIZ in cell 4, partly due to charges of DML but mostly because they are "mini-resource" collections for the state. You could add Children's to that cell, or move it to cell 5, or whatever cell you have Denison in.
6. Some libraries are new to DOCLINE since the original tables were done. Boulder Community, Air Force Academy Hospital, Colorado Psychiatric Hospital (Spitz), Ft. Logan Mental Health Center, Jefferson Center for Mental Health, and Community Hospital in Grand Junction have consented to be added. See their LIBIDs on sample routing table.

The enclosed sample routing table is not a prescription. It is but one possible configuration for a Denver courier borrowing library. Your own borrowing patterns could vary significantly. The sample lists all participating CCML

FIGURE 3
SORTED ON PERCENTAGE OF ITEMS REQUESTED
BUT NOT FILLED DUE TO NON-RECEIPT (COLUMN F)
SEE TABLE B FOR COMPLETE DATA

		A	B	E	F
		TOTAL	TOTAL	TOTAL	% OF
		REQ	REQ	REQ	REQ
		RECVD	RECVD	RECVD	RECVD
			FILLED	REM	REM
				NON-	NON-
				RECPT	RECPT
BOULDER COMM HOSP	80302D	0	0	0	0%
MED TOX PARTNERSHIP	80222C	0	0	0	0%
MEMORIAL HOSPITAL	80909A	2158	1967	2	0%
ST. MARY'S HOSPITAL	81502A	671	544	1	0%
CHILDREN'S HOSPITAL	80218A	2208	1906	7	0%
ASSOC. OPER ROOM NURS	80231A	1957	1852	11	1%
UCHSC - DENISON	80262A	12612	9871	77	1%
AMC CANCER RES CTR	80214A	1751	1339	15	1%
ST. ANTHONY HOSPITAL	80204C	927	817	10	1%
FITZSIMONS ARMY HOSP	80045A	4051	3389	55	1%
NATIONAL JEWISH	80206B	1992	1626	28	1%
PARKVIEW EPIS HOSP	81003C	414	348	6	1%
ST. MARY CORWIN HOSP	81004A	156	135	3	2%
SWEDISH MED CTR	80110A	3711	3141	86	2%
DENVER GEN HOSP	80204A	2078	1763	79	4%
ARMY HOSP., FT CARSON	80913A	1513	1222	64	4%
POUDRE VALLEY HOSP	80521B	292	234	14	5%
ROSE MEDICAL CENTER	80220C	1009	840	53	5%
COLO STATE HOSPITAL	81003A	931	659	42	5%
AMI PRES AURORA HOSP.	80011A	223	180	13	6%
ST JOSEPH HOSPITAL	80218C	985	826	60	6%
LUTHERAN MED CTR	80033A	1174	1052	87	7%
VA MED CTR GR JUNCT	81501A	88	71	6	7%
PENROSE HOSPITAL	80907B	2494	1921	233	9%
DENVER MED LIBR	80218B	2936	2308	323	11%
COMMUNITY HOSPITAL	81501F	10	7	1	10%
VA MED CTR DENVER	80220E	794	635	91	11%
MERCY MEDICAL CENTER	80206A	1030	824	129	13%
NO COLORADO MED. CTR	80631B	186	147	25	13%
UNIV OF SO COLORADO	81001A	898	773	169	19%
PORTER MEM HOSP	80210A	2546	2151	518	20%
MGMA	80222A	324	259	83	26%
VA MED CTR FT LYONS	81038A	261	214	69	26%
ST LUKE'S HOSPITAL	80203A	1347	1121	454	34%
US OLYMPIC COMM.	80909B	225	149	150	67%
COLO PSYCHIATRIC HOSP	80262C	1	1	5	500%
		53953	44292	2969	6%

STANDARD FORM 162 (REV. 5 - 78)
Prescribed by Library of Congress Interlibrary Loan Code

Date of request: 27 Mar 91 Not needed after: Requester's order no.

Call No. **Medical Library**
Also call: **USAMEDDAC**
THH
WRA
NMC
NRB
myb/MLM

For use of: I know her face Stat/patient Dept.

Book author: OR: periodical title, vol. and date

A
REQUEST

FIGURE 4
SORTED ON PERCENTAGE OF ITEMS REQUESTED
BUT NOT FILLED DUE TO NON-ACTION (COLUMN H)
SEE TABLE B FOR COMPLETE DATA

		A	B	G	H
		TOTAL	TOTAL	TOTAL	% OF
		REQ	REQ	REQ	REQ
		RECVD	RECVD	RECVD	RECVD
			FILLED	REM	REM
				NON-	NON-
				ACTION	ACTION
BOULDER COMM HOSP	80302D	0	0	0	0.00%
MED TOX PARTNERSHIP	80222C	0	0	0	0.00%
COLO PSYCHIATRIC HOSP	80262C	1	1	0	0.00%
VA MED CTR GR JUNCT	81501A	88	71	0	0.00%
US OLYMPIC COMM.	80909B	225	149	0	0.00%
AMI PRES AURORA HOSP.	80011A	223	180	0	0.00%
POUDRE VALLEY HOSP	80521B	292	234	0	0.00%
MGMA	80222A	324	259	0	0.00%
ST. MARY'S HOSPITAL	81502A	671	544	0	0.00%
LUTHERAN MED CTR	80033A	1174	1052	0	0.00%
AMC CANCER RES CTR	80214A	1751	1339	0	0.00%
DENVER GEN HOSP	80204A	2078	1763	0	0.00%
ASSOC. OPER ROOM NURS	80231A	1957	1852	0	0.00%
CHILDREN'S HOSPITAL	80218A	2208	1906	0	0.00%
MEMORIAL HOSPITAL	80909A	2158	1967	0	0.00%
UCHSC - DENISON	80262A	12612	9871	0	0.00%
DENVER MED LIBR	80218B	2936	2308	1	0.03%
FITZSIMONS ARMY HOSP	80045A	4051	3389	3	0.07%
ROSE MEDICAL CENTER	80220C	1009	840	2	0.20%
NATIONAL JEWISH	80206B	1992	1626	8	0.40%
SWEDISH MED CTR	80110A	3711	3141	16	0.43%
PORTER MEM HOSP	80210A	2546	2151	11	0.43%
ARMY HOSP., FT CARSON	80913A	1513	1222	7	0.46%
PARKVIEW EPIS HOSP	81003C	414	348	2	0.48%
NO COLORADO MED. CTR	80631B	186	147	1	0.54%
ST. MARY CORWIN HOSP	81004A	156	135	1	0.64%
MERCY MEDICAL CENTER	80206A	1030	824	7	0.68%
VA MED CTR FT LYONS	81038A	261	214	2	0.77%
ST. ANTHONY HOSPITAL	80204C	927	817	8	0.86%
COLO STATE HOSPITAL	81003A	931	659	11	1.18%
UNIV OF SO COLORADO	81001A	898	773	12	1.34%
ST JOSEPH HOSPITAL	80218C	985	826	16	1.62%
ST LUKE'S HOSPITAL	80203A	1347	1121	37	2.75%
PENROSE HOSPITAL	80907B	2494	1921	115	4.61%
VA MED CTR DENVER	80220E	794	635	51	6.42%
COMMUNITY HOSPITAL	81501F	10	7	2	20.00%
		53953	44292	313	0.58%

libraries--remember to omit your own LIBID! We will re-evaluate all of the recommendations when the impact of the current changes is felt. Lenders who experience increased volume should let us know and we will try to make the routing more equitable. Thanks to all the overburdened libraries who offered to "stay put" on the table. Just remember that these changes are not irrevocable. We wish there were such a thing as completely fair system.

Comparisons across the years

It is hard to compare these statistics to 1985 or 1977 because there is a different set of libraries reporting. (UCHSC is not included in these charts.) Ignoring this problem, Chart # 1 reports that the group has increased it's total activity, in-state and out of state, borrowing and lending. The dramatic increase can partially be attributed to the increase in the number of libraries, but not totally, since most of the "new" libraries are smaller.

Chart # 2 takes a "core" of 20 libraries that reported in 1984 and 1985 and also in 1990. Within this group, borrowing is up slightly but the lending increase is marginal.

Chart # 3 reflects a "core" of 11 libraries that have data in 1977. While borrowing is way up in these libraries lending as slacked off.

Further analysis of this data will be done by the committee.

Chart # 1

CCML Interlibrary Loan Report
Total Activity of the Group Reporting

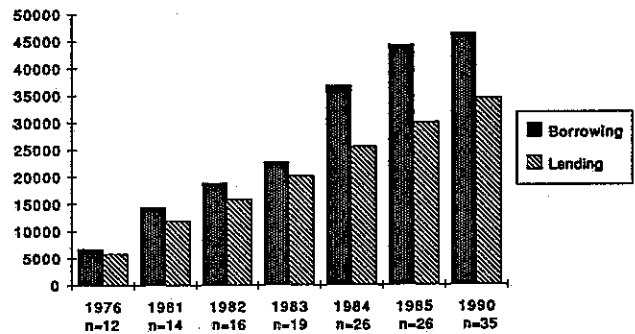


Chart # 2

CCML Interlibrary Loan Report
n=20 Libraries

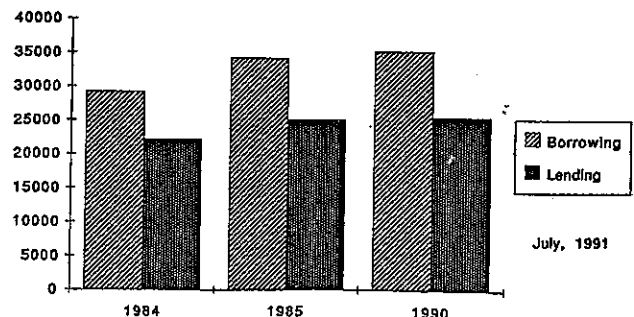
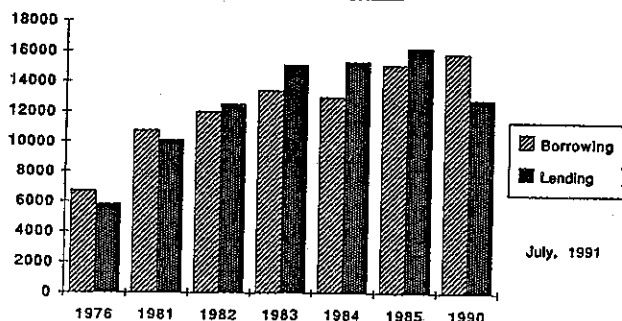


Chart # 3

CCML Interlibrary Loan Report
n=11 Libraries



CCML ILL SURVEY - 1990 DOCLINE STATISTICS - TOTAL ACTIVITY IN THE STATE

TABLE A		SORTED ON NUMBER OF TRANSACTIONS FILLED (COLUMN B)						
ENTERED = THOSE ITEMS REQUESTED BY YOUR LIBRARY PATRONS		WHICH YOU "ENTERED" INTO DOCLINE						
		A	B	C	D	E	F	G
		TOTAL	TOTAL	TOTAL	TOTAL	% OF	TOTAL	TOTAL
		REQ	REQ	REQ	REQ	REQ	REQ	REQ
		ENTER'D	ENTER'D	ENTER'D	ENTER'D	ENTER'D	ENTER'D	ENTER'D
		PEND.		FILLED	NOT	NOT	PEND.	THRUPTU
		'DEC '89		FILLED	FILLED			(DAYS)
		This	plus this	less this	less this		less this	equals
								zero
UNIV OF SO COLORADO	81001A	0	0	0	0	0%	0	0
VA MED CTR GR JUNCT	81501A	0	17	16	1	6%	0	5
VA MED CTR FT LYONS	81038A	1	93	87	7	8%	0	4
COLO PSYCHIATRIC HOSP	80262C	0	199	148	51	26%	0	3
MGMA	80222A	0	220	182	38	17%	0	4
MED TOX PARTNERSHIP	80222C	0	255	251	4	2%	0	3
ASSOC. OPER ROOM NURS	80231A	0	397	363	34	9%	0	3
COMMUNITY HOSPITAL	81501F	0	607	512	95	16%	0	2
US OLYMPIC COMM.	80909B	0	540	534	6	1%	0	2
ST. MARY CORWIN HOSP	81004A	2	802	746	57	7%	1	3
POUDRE VALLEY HOSP	80521B	2	911	861	52	6%	0	3
ARMY HOSP., FT CARSON	80913A	17	923	878	62	7%	0	2
ROSE MEDICAL CENTER	80220C	5	953	894	62	7%	2	2
UCHSC -DENISON	80262A	15	932	896	48	5%	3	3
MERCY MEDICAL CENTER	80206A	0	1136	959	174	15%	3	2
COLO STATE HOSPITAL	81003A	4	1368	1043	328	24%	1	3
BOULDER COMM HOSP	80302D	3	1063	1045	19	2%	2	2
AMC CANCER RES CTR	80214A	2	1064	1046	13	1%	7	2
ST. ANTHONY HOSPITAL	80204C	2	1326	1116	208	16%	4	2
ST LUKE'S HOSPITAL	80203A	0	1187	1118	67	6%	2	3
VA MED CTR DENVER	80220E	16	1252	1221	43	3%	4	4
ST. MARY'S HOSPITAL	81502A	8	1331	1274	62	5%	3	2
NO COLORADO MED. CTR	80631B	2	1396	1363	35	3%	0	3
PARKVIEW EPIS HOSP	81003C	6	1504	1391	116	8%	3	2
LUTHERAN MED CTR	80033A	8	1836	1747	90	5%	7	2
PORTER MEM HOSP	80210A	11	1960	1817	143	7%	11	2
NATIONAL JEWISH	80206B	10	1962	1859	99	5%	14	2
DENVER MED LIBR	80218B	0	2194	2101	74	3%	19	3
CHILDREN'S HOSPITAL	80218A	7	2303	2111	188	8%	11	2
PENROSE HOSPITAL	80907B	5	2309	2235	55	2%	24	2
DENVER GEN HOSP	80204A	4	2621	2253	363	14%	9	2
AMI PRES AURORA HOSP.	80011A	2	2503	2343	161	6%	1	2
FITZSIMONS ARMY HOSP	80045A	23	2581	2519	70	3%	15	2
ST JOSEPH HOSPITAL	80218C	10	2802	2769	39	1%	4	2
MEMORIAL HOSPITAL	80909A	5	2985	2925	56	2%	9	3
SWEDISH MED CTR	80110A	25	4854	4684	176	4%	19	2
TOTALS:								
REQUESTS ENTERED:			50386	47307	3096	6%	178	1.91
REQUESTS RECEIVED:				44292				
NET BORROWED BY THE STATE:				3015				

CCML ILL SURVEY - 1990 DOCLINE STATISTICS - TOTAL ACTIVITY IN THE STATE

TABLE B											
SORTED ON NUMBER OF TRANSACTIONS FILLED (COLUMN B)											
RECVD = THOSE ITEMS SUPPLIED TO OTHER LIBRARIES BY FILLING											
REQUESTS MADE BY THEM ON DOCLINE											
		A	B	C	D	E	F	G	H	I	J
		TOTAL	TOTAL	TOTAL	% OF	TOTAL	% OF	TOTAL	% OF	TOTAL	TOTAL
		REQ	REQ	REQ	REQ	REQ	REQ	REQ	REQ	REQ	REQ
		RECVD	RECVD	RECVD	RECVD	RECVD	RECVD	RECVD	RECVD	RECVD	RECVD
			FILLED	NOT	NOT	REM	REM	REM	REM	PEND	THRU-
				FILLED	FILLED	NON-	NON-	NON-	NON-		PUT
						RECPT	RECPT	ACTION	ACTION		(DAYS)
BOULDER COMM HOSP	80302D	0	0	0	0%	0	0%	0	0.00%	0	0
MED TOX PARTNERSHIP	80222C	0	0	0	0%	0	0%	0	0.00%	0	0
COLO PSYCHIATRIC HOSP	80262C	1	1	0	0%	5	500%	0	0.00%	0	6
COMMUNITY HOSPITAL	81501F	10	7	1	10%	1	10%	2	20.00%	0	1
VA MED CTR GR JUNCT	81501A	88	71	17	19%	6	7%	0	0.00%	0	0
ST. MARY CORWIN HOSP	81004A	156	135	20	13%	3	2%	1	0.64%	1	0
NO COLORADO MED. CTR	80631B	186	147	38	20%	25	13%	1	0.54%	0	2
US OLYMPIC COMM.	80909B	225	149	76	34%	150	67%	0	0.00%	1	0
AMI PRES AURORA HOSP.	80011A	223	180	43	19%	13	6%	0	0.00%	0	0
VA MED CTR FT LYONS	81038A	261	214	45	17%	69	26%	2	0.77%	0	1
POUDRE VALLEY HOSP	80521B	292	234	58	20%	14	5%	0	0.00%	0	1
MGMA	80222A	324	259	65	20%	83	26%	0	0.00%	0	1
PARKVIEW EPIS HOSP	81003C	414	348	64	15%	6	1%	2	0.48%	0	0
ST. MARY'S HOSPITAL	81502A	671	544	127	19%	1	0%	0	0.00%	0	1
VA MED CTR DENVER	80220E	794	635	100	13%	91	11%	51	6.42%	11	1
COLO STATE HOSPITAL	81003A	931	659	259	28%	42	5%	11	1.18%	4	1
UNIV OF SO COLORADO	81001A	898	773	113	13%	169	19%	12	1.34%	1	2
ST. ANTHONY HOSPITAL	80204C	927	817	102	11%	10	1%	8	0.86%	0	1
MERCY MEDICAL CENTER	80206A	1030	824	199	19%	129	13%	7	0.68%	0	1
ST JOSEPH HOSPITAL	80218C	985	826	147	15%	60	6%	16	1.62%	0	2
ROSE MEDICAL CENTER	80220C	1009	840	167	17%	53	5%	2	0.20%	0	1
LUTHERAN MED CTR	80033A	1174	1052	122	10%	87	7%	0	0.00%	1	1
ST LUKE'S HOSPITAL	80203A	1347	1121	189	14%	454	34%	37	2.75%	3	2
ARMY HOSP., FT CARSON	80913A	1513	1222	290	19%	64	4%	7	0.46%	1	2
AMC CANCER RES CTR	80214A	1751	1339	410	23%	15	1%	0	0.00%	2	0
NATIONAL JEWISH	80206B	1992	1626	362	18%	28	1%	8	0.40%	0	1
DENVER GEN HOSP	80204A	2078	1763	314	15%	79	4%	0	0.00%	1	2
ASSOC. OPER ROOM NURS	80231A	1957	1852	105	5%	11	1%	0	0.00%	1	0
CHILDREN'S HOSPITAL	80218A	2208	1906	292	13%	7	0%	0	0.00%	13	0
PENROSE HOSPITAL	80907B	2494	1921	458	18%	233	9%	115	4.61%	0	1
MEMORIAL HOSPITAL	80909A	2158	1967	190	9%	2	0%	0	0.00%	2	1
PORTER MEM HOSP	80210A	2546	2151	384	15%	518	20%	11	0.43%	2	1
DENVER MED LIBR	80218B	2936	2308	627	21%	323	11%	1	0.03%	11	0
SWEDISH MED CTR	80110A	3711	3141	552	15%	86	2%	16	0.43%	7	1
FITZSIMONS ARMY HOSP	80045A	4051	3389	659	16%	55	1%	3	0.07%	6	2
UCHSC -DENISON	80262A	12612	9871	2741	22%	77	1%	0	0.00%	24	0
		53953	44292	9336	17%	2969	6%	313	0.58%	92	0.766

CCML 1990 ILL STATISTICS - ONLY CCML LIBRARIES

TABLE C							
1990 BORROWING LENDING PARAMETERS: 42 LIBRARIES							
CCML LIBRARIES ONLY, EXCLUDING UCHSC							
IN ORDER NET BORROWER/LENDER AS SHOWN IN COLUMN 'D'							
B=BORROW; L=LEND							
			A	B	C	D	
			90 B	90 L	B+L	B/B+L	
						E	
						/B+L	
1	UNIV OF SO COLORADO	81001A	0	773	773	0.00	1.20%
2	VA MED CTR GRD JUNCT	81501A	1	57	58	0.02	0.09%
3	VA MED CTR FT LYONS	81038A	16	205	221	0.07	0.34%
4	AORN LIBR	80231A	242	1760	2002	0.12	3.11%
5	OCHAMPUS LIBRARY	80045B	16	83	99	0.16	0.15%
6	MGMA	80222A	100	247	347	0.29	0.54%
7	FITSIMMONS ARMY HOSP	80045A	919	1960	2879	0.32	4.47%
8	ARMY HOSP., FT CARSON	80913A	547	1066	1613	0.34	2.50%
9	AMC CANCER RES CTR	80214A	671	1299	1970	0.34	3.06%
10	DENVER MED LIBRARY	80218B	1313	2283	3596	0.37	5.58%
11	PORTER MEM HOSPITAL	80210A	1241	2147	3388	0.37	5.26%
12	ST LUKE'S HOSPITAL	80203A	678	1117	1795	0.38	2.79%
13	NATIONAL JEWISH	80206B	1088	1520	2608	0.42	4.05%
14	PENROSE HOSPITAL	80907B	1475	1889	3364	0.44	5.22%
15	ROSE MEDICAL CENTER	80220C	671	837	1508	0.44	2.34%
16	MERCY MEDICAL CENTER	80206A	699	816	1515	0.46	2.35%
17	SWEDISH MED CTR	80110A	2877	3026	5903	0.49	9.16%
18	CHILDREN'S HOSPITAL	80218A	1738	1808	3546	0.49	5.50%
19	COLO STATE HOSPITAL	81003A	636	659	1295	0.49	2.01%
20	MEMORIAL HOSPITAL	80909A	1905	1947	3852	0.49	5.98%
21	ST. ANTHONY HOSPITAL	80204C	860	789	1649	0.52	2.56%
22	LUTHERAN MED CTR	80033A	1246	1045	2291	0.54	3.56%
23	VA MED CTR DENVER	80220E	662	553	1215	0.54	1.89%
24	DENVER GENERAL HOSP	80204A	2154	1771	3925	0.55	6.09%
25	ST. MARY'S HOSPITAL	81502A	967	515	1482	0.65	2.30%
26	COBE LABORATORIES	80215A	167	83	250	0.67	0.39%
27	US OLYMPIC COMM.	80909B	327	148	475	0.69	0.74%
28	POUDRE VALLEY HOSP	80521B	592	233	825	0.72	1.28%
29	PARKVIEW EPIS HOSP	81003C	943	348	1291	0.73	2.00%
30	ST JOSEPH HOSPITAL	80218C	2018	738	2756	0.73	4.28%
31	ST. MARY CORWIN HOSP	81004A	565	135	700	0.81	1.09%
32	NO COLORADO MED. CTR	80631B	992	147	1139	0.87	1.77%
33	AMI PRES AURORA HOSP.	80011A	2079	180	2259	0.92	3.51%
34	BOULDER COMM HOSP	80302D	813	18	831	0.98	1.29%
35	COLO PSYCHIATRIC HOSP	80262C	52	1	53	0.98	0.08%
36	COMM HOSP, GRD JUNCT	81501F	420	7	427	0.98	0.66%
37	UNIV COLO COLO SPRGS	80933A	2	0	2	1.00	0.00%
38	AIR FORCE ACAD LIBR	80840A	3	0	3	1.00	0.00%
39	MED TOX PARTNERSHIP	80222C	5	0	5	1.00	0.01%
40	UNIV COLO DENVER	80204E	24	0	24	1.00	0.04%
41	AIR FORCE ACAD HOSP	80840B	160	0	160	1.00	0.25%
42	VALLEY VIEW HOSPITAL	81602A	326	0	326	1.00	0.51%
			32210	32210			

CCML 1990 ILL STATISTICS - ONLY CCML LIBRARIES

TABLE D							
1990 BORROWING LENDING PARAMETERS: 42 LIBRARIES							
CCML LIBRARIES ONLY, EXCLUDING UCHSC							
IN ORDER BY % OF ACTIVITY OF THE WHOLE AS SHOWN IN COLUMN 'E'							
B=BORROW; L=LEND							
			A	B	C	D	
			90 B	90 L	B+L	B/B+L	
						E	
						/BT+BL	
1	UNIV COLO COLO SPRGS	80933A	2	0	2	1.00	0.00%
2	AIR FORCE ACAD LIBR	80840A	3	0	3	1.00	0.00%
3	MED TOX PARTNERSHIP	80222C	5	0	5	1.00	0.01%
4	UNIV COLO DENVER	80204E	24	0	24	1.00	0.04%
5	COLO PSYCHIATRIC HOSP	80262C	52	1	53	0.98	0.08%
6	VA MED CTR GRD JUNCT	81501A	1	57	58	0.02	0.09%
7	OCHAMPUS LIBRARY	80045B	16	83	99	0.16	0.15%
8	AIR FORCE ACAD HOSP	80840B	160	0	160	1.00	0.25%
9	VA MED CTR FT LYONS	81038A	16	205	221	0.07	0.34%
10	COBE LABORATORIES	80215A	167	83	250	0.67	0.39%
11	VALLEY VIEW HOSPITAL	81602A	326	0	326	1.00	0.51%
12	MGMA	80222A	100	247	347	0.29	0.54%
13	COMM HOSP, GRD JUNCT	81501F	420	7	427	0.98	0.66%
14	US OLYMPIC COMM.	80909B	327	148	475	0.69	0.74%
15	ST. MARY CORWIN HOSP	81004A	565	135	700	0.81	1.09%
16	UNIV OF SO COLORADO	81001A	0	773	773	0.00	1.20%
17	POUDRE VALLEY HOSP	80521B	592	233	825	0.72	1.28%
18	BOULDER COMM HOSP	80302D	813	18	831	0.98	1.29%
19	NO COLORADO-MED. CTR	80631B	992	147	1139	0.87	1.77%
20	VA MED CTR DENVER	80220E	662	553	1215	0.54	1.89%
21	PARKVIEW EPIS HOSP	81003C	943	348	1291	0.73	2.00%
22	COLO STATE HOSPITAL	81003A	636	659	1295	0.49	2.01%
23	ST. MARY'S HOSPITAL	81502A	967	515	1482	0.65	2.30%
24	ROSE MEDICAL CENTER	80220C	671	837	1508	0.44	2.34%
25	MERCY MEDICAL CENTER	80206A	699	816	1515	0.46	2.35%
26	ARMY HOSP., FT CARSON	80913A	547	1066	1613	0.34	2.50%
27	ST. ANTHONY HOSPITAL	80204C	860	789	1649	0.52	2.56%
28	ST LUKE'S HOSPITAL	80203A	678	1117	1795	0.38	2.79%
29	AMC CANCER RES CTR	80214A	671	1299	1970	0.34	3.06%
30	AORN LIBR	80231A	242	1760	2002	0.12	3.11%
31	AMI PRES AURORA HOSP.	80011A	2079	180	2259	0.92	3.51%
32	LUTHERAN MED CTR	80033A	1246	1045	2291	0.54	3.56%
33	NATIONAL JEWISH	80206B	1088	1520	2608	0.42	4.05%
34	ST JOSEPH HOSPITAL	80218C	2018	738	2756	0.73	4.28%
35	FITSIMMONS ARMY HOSP	80045A	919	1960	2879	0.32	4.47%
36	PENROSE HOSPITAL	80907B	1475	1889	3364	0.44	5.22%
37	PORTER MEM HOSPITAL	80210A	1241	2147	3388	0.37	5.26%
38	CHILDREN'S HOSPITAL	80218A	1738	1808	3546	0.49	5.50%
39	DENVER MED LIBRARY	80218B	1313	2283	3596	0.37	5.58%
40	MEMORIAL HOSPITAL	80909A	1905	1947	3852	0.49	5.98%
41	DENVER GENERAL HOSP	80204A	2154	1771	3925	0.55	6.09%
42	SWEDISH MED CTR	80110A	2877	3026	5903	0.49	9.16%
			32210	32210			